



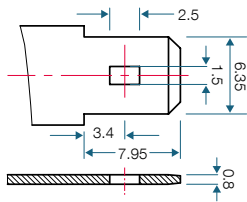
PSH-1280FR

12V 8.5 AH @ 20-hr.
36 W/Cell @ 15-min.

Rechargeable Sealed Lead Acid Battery
PSH – High-Rate Series


TERMINALS (mm)

F2: Quick disconnect tabs,
0.250" x 0.032" – Mate with
AMP. INC FASTON "250" series



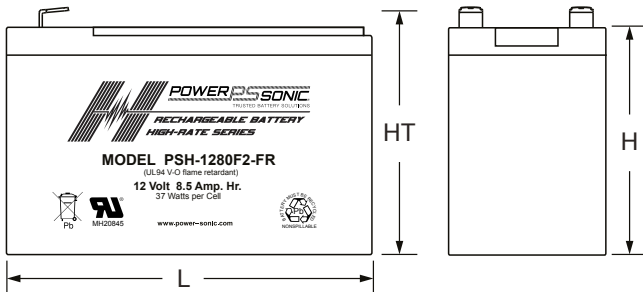
Torque – Not Applicable

DIMENSIONS inch (mm)



L: 5.95 (151)
W: 2.56 (65)
H: 3.72 (94.5)
HT: 3.90 (99)

Tolerances are +/- 0.04 in.
(+/- 1mm) and +/- 0.08 in.
(+/- 2mm) for height
dimensions. All data subject
to change without notice.



CORPORATE HEADQUARTERS (USA AND INTERNATIONAL EXCLUDING EMEA)

Power-Sonic Corporation
7550 Panasonic Way, San Diego,
California 92154
T: +1 (619) 661 2020
F: +1 (619) 661 3650
E: customer-service@power-sonic.com

POWER-SONIC EUROPE LIMITED (EMEA – EUROPE, MIDDLE EAST AND AFRICA)

3 Buckingham Square,
Hurricane Way, Wickford,
Essex SS11 8YQ
T: +44 (0)1268 560686
F: +44 (0)1268 560902
E: salesEMEA@power-sonic.com

FEATURES

- Absorbent Glass Mat (AGM) technology for superior performance
- Designed specifically for high-rate discharge applications
- Valve regulated, maintenance free spill proof construction
- Exceptionally high energy density
- Constant power (watts/cell)
- Rugged vibration and impact resistant ABS case and cover flame retardant to UL94-V0

APPROVALS

- Approved for transport by air. D.O.T., I.A.T.A., F.A.A. and C.A.B. certified
- U.L recognized
- ISO9001:2015 – Quality management systems

PERFORMANCE SPECIFICATIONS

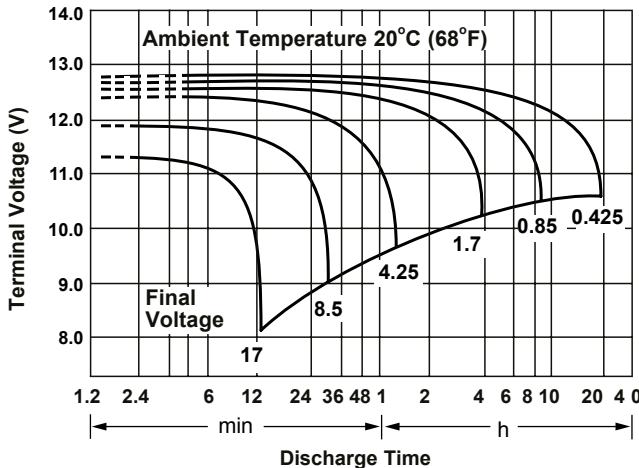
Nominal Voltage	12 volts (6 cells)
Nominal Power (15 min.)	36 W/Cell
Rated Capacity	
20-hr. (400mA to 10.50 volts)	8.50 AH
10-hr. (810mA to 10.50 volts)	8.10 AH
5-hr. (1.50A to 10.20 volts)	7.50 AH
1-hr. (5.27A to 9.00 volts)	5.27 AH
15-min. (17.5A to 9.00 volts)	4.38 AH
Approximate Weight	5.75 lbs. (2.61 kg)
Internal Resistance (approx.)	15.0 milliohms
Max Discharge Current (5 Sec.)	25.5 amperes
Max Short-Duration Discharge Current (10 Sec.)	85.0 amperes
Shelf Life (% of nominal capacity at 68°F (20°C))	
1 Month	97%
3 Month	91%
6 Month	83%
Operating Temperature Range	
Charge	5°F (-15°C) to 122°F (50°C)
Discharge	-4°F (-20°C) to 140°F (60°C)
Case and Cover	Flame Retardant ABS Plastic UL94:V-0
Power Sonic Chargers	PSC-12800A-C PSC-121000-PC PSC-122000-PC

PSH-1280FR 12V 8.5 AH @ 20-hr.
36 W/Cell @ 15-min.

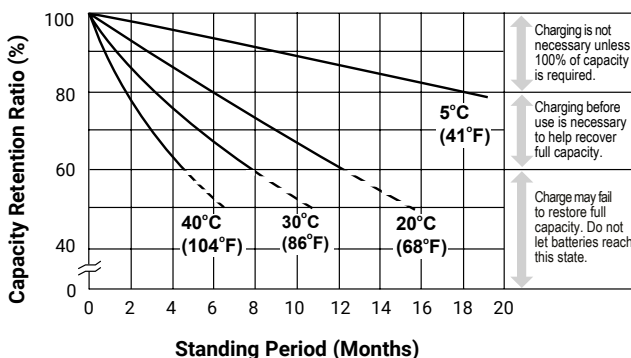
Rechargeable Sealed Lead Acid Battery
PSH – High-Rate Series

CONSTANT POWER DISCHARGE (WATTS/CELL) AT 25°C (77°F)								
Model	Final Voltage	Watts per Cell @ 25°C (68°F)						
		5min	10min	15min	20min	30min	45min	60min
	1.75	65	43	35	24	17.5	14.8	12.8
PSH-1280FR	1.70	66	44	36	24.3	18.7	15	12.9
	1.67	67	45	37	24.7	19.5	15.5	13

DISCHARGE CHARACTERISTICS



SHELF LIFE & STORAGE



CORPORATE HEADQUARTERS
(USA AND INTERNATIONAL EXCLUDING EMEA)
Power-Sonic Corporation
7550 Panasonic Way, San Diego,
California 92154
T: +1 (619) 661 2020
F: +1 (619) 661 3650
E: customer-service@power-sonic.com

POWER-SONIC EUROPE LIMITED
(EMEA – EUROPE, MIDDLE EAST AND AFRICA)
3 Buckingham Square,
Hurricane Way, Wickford,
Essex SS11 8YQ
T: +44 (0)1268 560686
F: +44 (0)1268 560902
E: salesEMEA@power-sonic.com

To ensure safe and efficient operation always refer to the latest edition of our Technical Manual, as published on our website.
© 2018, Power-Sonic Corporation. All rights reserved. All trademarks are the property of their respective owners.
All data subject to change without notice. E&O.E

CHARGING

Cycle Applications: Apply constant voltage charge at 2.35v/c – 2.45v/c (14.1 – 14.7v for 12v Monobloc) at 20°C. Initial charging current should be set at less than 0.25C Amps. Switch to float charge to avoid overcharging.

“Float” or “Stand-By” Service: Apply constant voltage charge of 2.25v/c – 2.30v/c (13.5 to 13.8 volts for 12v Monobloc at 20°C. When held at this voltage, the battery will seek its own current level and maintain itself in a fully charged condition.

Temperature Compensation: Charging Voltage for both Cyclic and Standby applications should be regulated in relation to ambient temperature. As temperature rises charging voltage should be reduced to prevent overcharge and increased as temperature falls to avoid undercharge.

For further charging information including temperature compensation factors, see Power Sonic Technical Manual/ Power Sonic Charger specifications.

APPLICATIONS

- UPS
- Telecoms
- Data Center
- Fire and Security

CHARGERS

Power Sonic offers a wide range of chargers suitable for batteries with a variety of capacities.

Please refer to our website for more information on our switch mode and transformer type chargers.

Please contact our technical department for advice if you have difficulty in locating a suitable charger.

FURTHER INFORMATION

Please refer to our website www.power-sonic.com for a complete range of useful downloads, such as product catalogs, material safety data sheets (MSDS), ISO certification, etc.